





















EMPIRE	ANVIL	PHD	B-LINE	ELITE	ITEM DESCRIPTION	IMAGE
10	67	970 - 973	B3690	3600	J-Hanger	
<i>10JGI - Electro-Galvanized(1/2"-10")</i>						
						
11	260	450	B3100	4000 - 4100	Adjustable Clevis Hanger	
<i>11B - Plain Carbon Steel (1/2"-16")</i>						
<i>11G - Electro-Galvanized (1/2"-24")</i>						
<i>11SS - T-304 Stainless Steel (1/2"- 18")</i>						
<i>11SX - T-316 Stainless Steel (1/2"- 12")</i>						
11GI	260	450	B3100	4000 - 4100	Galvanized Clevis Hanger: Imported	
<i>11GI - Electro-Galvanized (1/2"-12")</i>						
						
110	65	440 - 441	B3104	4200 - 4300	Clevis Hanger Light weight	
<i>110B - Plain Carbon Steel(1/2"- 4")</i>						
<i>110G - Electro-Galvanized (1/2"- 4")</i>						
<i>110PC - Plastic Coated (1/2"- 10")</i>						
110GI	65	440 - 441	B3104	4200 - 4300	Galvanized Clevis Hanger, Light Weight: Imported	
<i>110GI - Electro-Galvanized (1/2"- 12")</i>						
110CTI	CT-65	442	B3104CT	4400	Light Weight Clevis Hanger for Copper Tubing: Imported	
<i>110CTI - Copper Gard (1/2"- 4")</i>						
						
11V	-	450V	-	-	V-Bottom Clevis Hanger	
<i>11VB - Plain Carbon Steel (Size 1-2)</i>						
<i>11VG - Electro-Galvanized (Size 1-2)</i>						
12V	-	450T	B3106V	-	V-Support Trough	
<i>12V - Electro-Galvanized (Size 1&amp;2x 10")</i>						

EMPIRE	ANVIL	PHD	B-LINE	ELITE	ITEM DESCRIPTION	IMAGE
129CT	-	-	-	-	Van (Bell Type) Hanger Copper Gard	
<i>129CT - Copper Gard (1/2" - 2")</i>						
131CT	-	-	-	-	Milford Hanger Copper Gard	
<i>131CT - Copper Gard (1/2"-2" x 6")</i>						
136	-	-	-	-	Right Angle Clamp	
<i>136G - Hot-Dip Galvanized (1/2" - 2")</i>						
137		90		1500	Standard U-Bolt	
<i>137B - Plain Carbon Steel (1/2" - 12")</i>	137	-	B3188	-		
<i>137G - Electro-Galvanized (1/2" - 12")</i>		91		1600		
<i>137SS - T-304 Stainless (1/2" - 12")</i>						
13	290	525	B3200	-	Weldless Eye Nut	
<i>13BI - Plain Carbon Steel (3/8" - 1")</i>						
						
167	167	170	B3151	1250	Pipe Covering Protection Shield	
<i>167G - Electro-Galvanized (sizes 1 - 10)</i>						
						  
21L	95	250	B351L	-	Stainless Steel C-Clamp with Locknut	
<i>21LSS - T-304 Stainless (3/8" - 1/2")</i>						
231CT	-	-	-	-	Two Hole Pipe Strap for Copper Tubing	
<i>231CT - Copper Gard (1/4" - 2")</i>						

EMPIRE	ANVIL	PHD	B-LINE	ELITE	ITEM DESCRIPTION	IMAGE
231	-	825	-	-	Two Hole Pipe Strap	
231G - Electro-Galvanized (3/8" - 6")						
231SS - T-304 Stainless (1/4" - 4")						
23L	86	270	B3036L	BC2	Ductile Iron C-Clamp W/ Locknut	
23LB - Plain Ductile Iron (1/2")						
240	-	-	-	-	Stud Guard	
240G - Electro-Galvanized, Triangle point (3" x 6")						
245	-	-	-	-	Stud Guard	
245G - Electro-Galvanized, Twist point (3" x 6")						
272	181	470	B3110	679	Adjustable Roller Hanger	
272B - Plain Carbon Steel (2" - 16")						
310	69	151	B3170	3000 - 3200	Emlok™ Swivel Hanger	
310G - Electro-Galvanized (1/2" - 6")						
310NFPA	69	141	B3170NF	3000 - 3200	Emlok™ Swivel Hanger for National Fire Protection	
310NF - Electro-Galvanized (2-1/2" - 4" [3/8" nut] 5"-10" [1/2" nut])						
310SS/SX	-	-	-	-	Stainless Steel Swivel Hanger	
310SS - T-304 Stainless (1/2" - 4")						
310SX - T-316Stainless (1/2" - 4")						

EMPIRE	ANVIL	PHD	B-LINE	ELITE	ITEM DESCRIPTION	IMAGE					
310CTI	CT-69	152	B3170CT	3100	Swivel Ring Hanger for Copper Tubing (Imported)						
<i>310CTI - Copper Gard (1/2" - 6") - Import</i>											
31	-	180 181	B3172	-	Adjustable Band Hanger						
<i>31SS - T-304 Stainless (1/2" - 8")</i>											
<i>31SX - T-316 Stainless (1" - 4")</i>											
40HS	-	-	-	-	"Handy" Split Ring Hanger						
<i>40HS - Electro-Galvanized (Size 2 - 10)</i>											
41A	128R	940 941	B3199	3700 3710 3720	Hanger Flange						
<i>41AB - Plain Malleable Iron (3/8" &amp; 1/2")</i>											
<i>41AG - Electro-Galvanized (3/8")</i>											
<i>41ACT - Copper Gard (3/8")</i>											
<i>41ASSI - T-304 Stainless (3/8" &amp; 1/2")</i>											
41	-	510R	B3198R	5300	Split Ring Hanger (Bolt Thread)						
<i>41SSI - T-304 Stainless (3/8" - 4")</i>											
41OD	-	-	-	-	O.D. Split Ring Hanger (Bolt Thread)						
<i>41ODSXI - T-316 Stainless (3/8" - 1")</i>											
<i>41ODSXI - T-316 Stainless for Viega Propress Stainless (5/8" - 4-1/2")</i>											
41H	138R	508R	B3198H	5000 5100	Split Ring Hanger (Bolt Thread) Hinge Design						
<i>41HB - Plain Malleable Iron (3/8" - 4")</i>											
<i>41HG - Electro-Galvanized (1/2" - 4")</i>											
41HCT	CT-138R	512H	B3198HCT	5200	Split Ring Hanger (Bolt Thread) Hinge Design For Copper Tube						
<i>41HCT - Copper Gard (1/2" - 4")</i>											

EMPIRE	ANVIL	PHD	B-LINE	ELITE	ITEM DESCRIPTION	IMAGE
428KT	-	-	-	-	Adjustable Pipe Saddle Support Kit	
428KT - Hot-Dip Galvanized (Sizes 2, 3, 4, 6, 8, 10, 12)						
428KT - T-316 Stainless Sizes (3, 4, 6)						
429KT	-	-	-	-	Adjustable Pipe Saddle Support Kit W/ U-Bolt	
429KT - Hot-Dip Galvanized (Sizes 2, 3, 4, 6, 8)						
428KT - T-316 Stainless Sizes (3, 4, 6)						
						
50	261	550 551	B3373	6200 - 6300	Riser Clamp	
50B - Plain Carbon Steel (1/2" - 16")						
50G - Electro-Galvanized (3/4" - 16")						
50SS - T-304 Stainless (1/2" - 16")						
50CTI	CT-121	552	B3373CT	4600	Riser Clamp for Copper tubing Imported	
50CTI - Copper Gard (1/2" - 6")						
50SA	-	-	-	-	Short Arm Riser Clamp	
50SAB - Plain Carbon Steel (3/4" - 6")						
51	135	100	B655	100L	Rod Coupling	
51B - Plain Carbon Steel (3/8" - 1/2")						
51G - Electro-Galvanized (3/8" - 3/4")						
52	-	130	-	WAS	Round Steel Washer	
52B - Plain Carbon Steel (3/8" Bulk)						
52G - Electro-Galvanized (3/8" - 1/2")						
52SS - T-304 Stainless (3/8" - 1/2")						
52F	-	136	-	-	Fender Washer	
52F - Plain Carbon Steel (1/4" - 1/2")						

EMPIRE	ANVIL	PHD	B-LINE	ELITE	ITEM DESCRIPTION	IMAGE
53	202	920	B3060	-	Angle Bracket	
53B - Plain Carbon Steel (3/8" - 1/2")						
53SS - T-304 Stainless Steel (3/8" - 1/2")						
54	146	20	-	ATR	Continuous Threaded Rod	
54SS - T-304 Stainless (3/8" x 6', 1/2" x 6' or 10')						
56	Hex Nut	110	-	-	Standard Hex Nut Packaged	
56G - Electro-Galvanized (1/4" - 5/8")						
56SS - T-304 Stainless (3/8" - 3/4")						
60	-	-	-	-	1/4" Beam Clamp	
60G - Electro-Galvanized (1/4")						
61	93 94	360	B3033	BC2	Wide Mouth Beam Clamp	
61B - Plain Ductile Iron (3/8" - 3/4")						
61G - Electro-Galvanized (3/8" - 5/8")						
62	92	350	B3034	BC1	Small Mouth Beam Clamp	
62B - Plain Malleable Iron (3/8" - 7/8")						
62G - Electro-Galvanized (3/8" - 7/8")						
62SS - T-304 Stainless (1/4" - 1/2")						
62SX - T-316 Stainless (3/8" & 1/2")						
63	AS-85	-	B444	BC4	Rod Support Clamp	
63G - Electro-Galvanized (1/4" - 3/8")						
66L	66	900	B3083	-	Welding Beam Attachment (W/O Nut or bolt)	
66L - Plain Carbon Steel (1/2" - 1")						

EMPIRE	ANVIL	PHD	B-LINE	ELITE	ITEM DESCRIPTION	IMAGE
73	-	47S	-	-	Drop In Anchor	
<i>73G - Electro-Galvanized (3/8" - 5/8")</i>						
75R	60	930	-	-	Steel Washer	
<i>75RG - Electro-Galvanized (1/2")</i>						
7001	AS200EH	-	B22SH	1011	1-5/8" x 1-5/8" Slotted 12ga Strut Channel	
<i>7001SS - T-304 Stainless (12ga, 10')</i>						
7101	AS150EH	1011A - 1012A	B24SH	ES A12	1-5/8" x 1-5/8" 14ga Slotted Strut Channel	
<i>7101SS - T-304 Stainless (14ga, 10')</i>						
7201	AS500EH	1311	B54SH	ESC14	1-5/8" x 13/16" 14ga Slotted Strut Channel	
<i>7201SS - T-304 Stainless (14ga, 10')</i>						
8000	AS-NS	3001 - 3011	N/WO Series	NUTWOS	Strut Nut	
<i>8100Z - Zinc Plated (1/4" - 3/4")</i>						
8100	AS-RS	3101 - 3111	N221 - N278	NUTLS	Spring Strut Nut	
<i>8100Z - Zinc Plated (1/4" - 5/16")</i>						
<i>8100SX - T-316 Stainless (1/4" - 1/2")</i>						
8150	AS-TG	-	TN221 - TN525	NTUTS	Top Spring Strut Nut	
<i>8150Z - Zinc Plated (1/4" - 1/2")</i>						

EMPIRE	ANVIL	PHD	B-LINE	ELITE	ITEM DESCRIPTION	IMAGE
8200	AS100AS	2001 - 2016	B2000 Series (for IPS)	RPC	Strut Pipe Clamp Assembled	
8200Z - Zinc Plated (3/8" - 12")						
8200SS - T-304 Stainless (1/2" - 12")						
8200SX - T-316 Stainless (1/2" - 10")						
8250	AS1200AS	2401 - 2461	B2000 Series (for OD)	E0D	Strut Pipe Clamp Assembled (O.D. Size)	
8250Z - Zinc Plated (7/8" - 2-5/8")						
8300	AS1200CDL Series	2302 - 2314	B2000 (DCU Series for CTS)	CST	Strut Pipe Clamp Assembled (For Copper Tube)	
8300CT - Copper Gard (3/8" - 4")						
8300CTP - Copper Plated (1/2" - 4")						
8350	AS1300AS Series	2101 - 2107	B2200 Series	-	Universal Pipe Clamp	
8350Z - Zinc Plated (1/2")						
8500	AS004OD - AS106P	2501 - 2514	BVT Series	STCC	Cushion Clamp (O.D. Size)	
8500Z - Zinc Plated (1/4" - 4-1/8")						
8500SS - T-304 Stainless (1/4" - 2-5/8")						
8550	AS3792	2600	B1999 Vibra Cushion	-	Cushion Pipe Wrap	
9001FF	AS619	5000 - 5004	B200 - B202-2	F13 - F18	1-5/8" Square Strut Washer	
9001FFZ - Zinc Plated (3/8" - 3/4")						
9001FFSX - T-316 Stainless (3/8" - 7/8")						
9002FF	AS2504	5005 - 5008	B202-1D - B202-2D	F11 - F12	1-5/8" Square Strut Washer With Guides	
9002FFZ - Zinc Plated (3/8"-1/2")						



EMPIRE	ANVIL	PHD	B-LINE	ELITE	ITEM DESCRIPTION	IMAGE
9007FF	-	5015	B341	-	Four Hole Splice Plate (1-5/8" x 7-1/4")	
<i>9005FFZ - Zinc Plated (1-5/8" x 4-5/8")</i>						
9016FF	AS714	5035	B133	F25	Four Hole Tee Plate	
<i>9016FFZ - Zinc Plated (5-3/8" x 3-1/2")</i>						
9022CA	AS603	5112	B230	L11	Two Hole Corner Angle	
<i>9022CAZ - Zinc Plated (1-7/8" x 2")</i>						
<i>9022CASS - T-304 Stainless (1-7/8" x 2")</i>						
9023CA	AS604	5110 (1-5/8" x 2-1/4")	B101	L10	Two Hole Corner Angle	
<i>9023CAZ - Zinc Plated (1-5/8" x 2-15/16")</i>						
9028CA	AS921	5122	B232	L19	Three Hole Corner Angle	
<i>9028CAZ - Zinc Plated (1-7/8" x 3-7/8")</i>						
9030CA	AS607	5130 (3-1/2" x 4-3/16")	B104	L22	Four Hole Corner Angle	
<i>9030CAZ - Zinc Plated (3-1/2" x 4-1/8")</i>						
<i>9030CASS - T-304 Stainless (3-1/2" x 4-1/8")</i>						
9031CA	-	5131 (3-13/16" x 3-7/8")	B115 (3-3/4" x 3-15/16")	-	Four Hole Corner Angle	
<i>9031CAZ - Zinc Plated (3-7/8" x 3-3/4")</i>						
9033CA	-	-	-	-	Four Hole Corner Angle L.H.	
<i>9033CAZ - Zinc Plated (3-1/2" x 4-1/8")</i>						

EMPIRE	ANVIL	PHD	B-LINE	ELITE	ITEM DESCRIPTION	IMAGE
9046AF	AS781	5345	B248	L47	Four Hole Open Angle 45 Degrees	
<i>9046AFZ - Zinc Plated (3-1/2" x 3-11/16")</i>						
9081BC	AS686	7040	B355	-	Strut Beam Clamp Notched	
<i>9081BCZ - Zinc Plated (2-3/4" x 1/4")</i>						
9086BC	AS2651 T1	7070	B441- 22	-	Strut U-Bolt Beam Clamp	
<i>9086BCZ - Zinc Plated (13/16", 1-5/8" Strut)</i>						
9087BC	AS2651 T2	7075	B441-22A	-	Strut U-Bolt Beam Clamp	
<i>9087BCZ - Zinc Plated (2-7/16", 3-3/4" Strut)</i>						
7505RT	HBM / HBM-5-H- 164-PG	-	DBM / DB5	-	Mini Rooftop Support Block with 13/16" X 1-5/8" Strut Channel	
<i>7505RT - Recycled Rubber Rooftop support base only</i>						
<i>7505RT7200Z - Recycled Rubber Base w/ Pre-Galvanized Strut Channel</i>						
7510RT	HBS / HBS-10-H- 164-PG	RTSB SMSB13	DBP / DB10	-	Rooftop Support Block with 13/16" X 1-5/8" Strut Channel	
<i>7510RT - Recycled Rubber Rooftop support base only</i>						
<i>7510RT7200Z - Recycled Rubber Base w/ Pre-Galvanized Strut Channel</i>						
7510RTE7200Z1200	HBS-CE10- 8-H-164-PG/ HBS-CE10-12- H-164-PG	SOSB1308/ SOSB1312	DBE10-8/ DBE10-12	-	Rooftop Support Block with Elevated 13/16" X 1-5/8" Strut Channel	

EMPIRE	ANVIL	PHD	B-LINE	ELITE	ITEM DESCRIPTION	IMAGE
7520RT7200Z	HBS-24-H-164-PG	SBSB1321	DB20	-	Rooftop Support Block 20" with 13/16" X 1-5/8" Strut Channel	
9089PB	AS3025	-	-	P09	Post Base for 1-5/8" x 1-5/8" Stut	
<i>9089PBZ - Zinc Plated (1-5/8" x 1-5/8" Strut)</i>						
9090PB	AS3025FL	6030 (3-1/8" x 8")	B280FL (3-1/8" x 8")	-	Post Base Flush Mount (4" x 6")	
<i>9090PBZ - Zinc Plated (1-5/8" x 1-5/8" Strut)</i>						
<i>9090PBSS - Stainless (1-5/8" x 1-5/8" Strut)</i>						
9092PB	AS3013SQ	6010	B279SQ	P10	Post Base (6" x 6")	
<i>9092PBZ - Zinc Plated (1-5/8" x 1-5/8" Strut)</i>						
9093PB	AS3033	6020	B280	P11	Post Base Diagonal (6" x 6")	
<i>9093PBZ - Zinc Plated (1-5/8" x 1-5/8" Strut)</i>						
9094PB	AS3033SQ	6025	B280SQ	-	Post Base (6" x 6")	
<i>9094PBZSS - T-304 Stainless (1-5/8" x 1-5/8" Strut)</i>						
<i>9094PBZ - Zinc Plated (1-5/8" x 1-5/8" Strut)</i>						
						
DPC	-	-	-	-	Manhole Drop Pipe Clamp	
<i>DPCSDR35SS0600 - T-304 Stainless (6\" SDR35)</i>						
<i>DPCSDR35SS0800 - T-304 Stainless (8\" SDR35)</i>						
DPCSSKIT	-	-	-	-	Manhole Drop Pipe Clamp Accessories Kit	
<i>Kit Includes:                  2 - 3/8" Drop in anchors                  2 - 3/8" x 10" Full threaded rods                  4 - 3/8" Hex nuts                  4 - 3/8" Washers                  All of T-304 Stainless Steel</i>						